

# CHAMPION

## Dimensions & Weights

**WEIGHTS** .....Kg

Top .....2.72

Work Top / Shelf .....1.68

Bottom .....1.30

Body Panel .....6.90

Pole Set (four pieces) J ..... 2.42

Header ..... 1.28

Round Tray .....0.95

Bag ..... 1.58

### PACKING

Individual Reusable Carton .....4.00

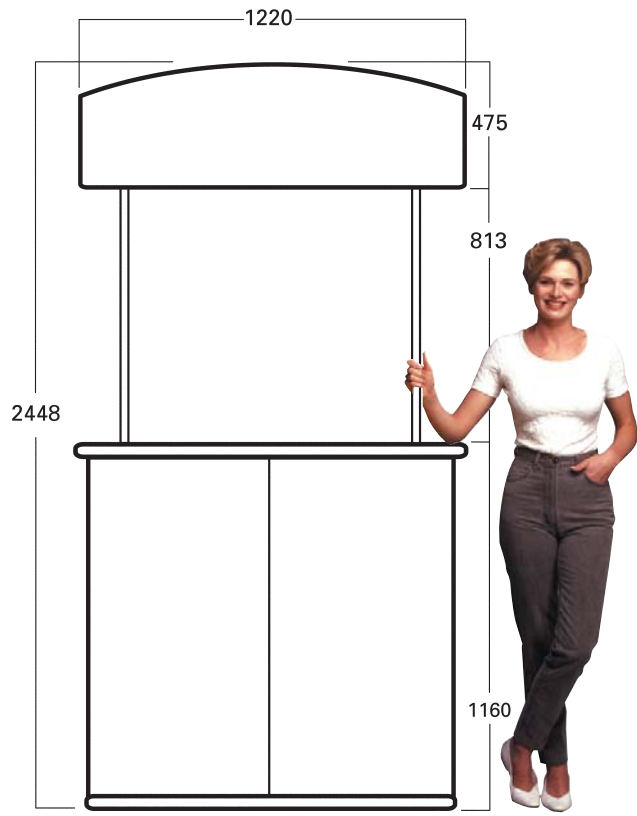
External Measurements  
1250mm x 625mm x 215mm

Round Tray Carton .....0.45

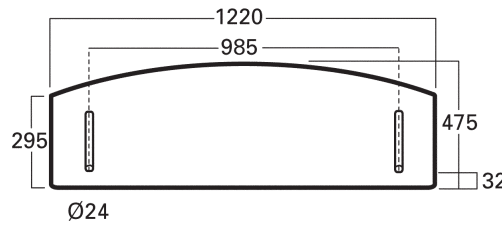
External Measurements  
523mm x 523mm x 83mm

Bulk packaging, dimensions and weight dependent on number of units required.

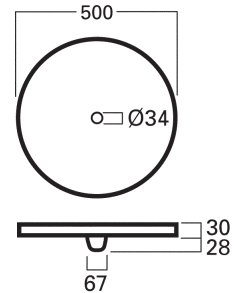
*Weights and measurements quoted are approximate.*



UNIT AND HEADER

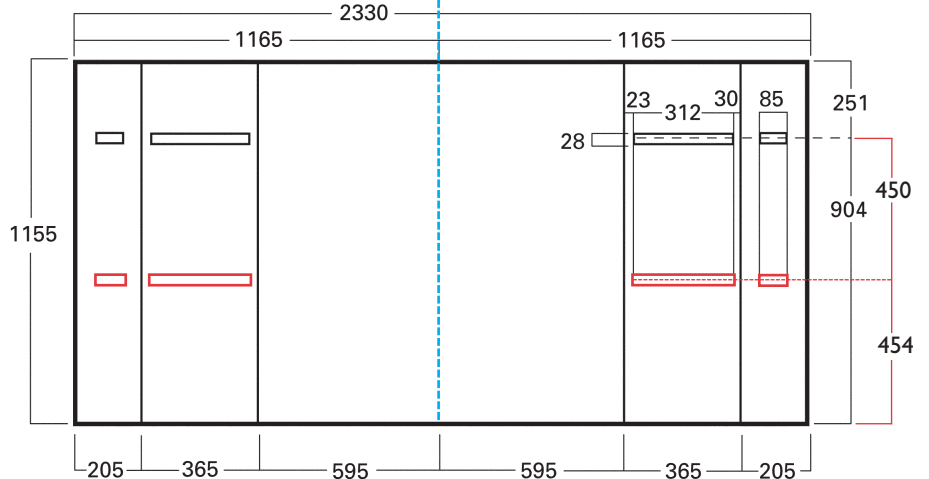


HEADER



ROUND TRAY

FOLD ON UNDERSIDE



GRAPHIC SIZE FOR ONE AND TWO SHELF UNIT

ALLOW 37.5mm FOR TOP AND BOTTOM

